


HIPRO TP660M

Monocrystalline Solar Module
60 Cell Series



KEY FEATURES

300W

Highest power output

10 years

Material & workmanship warranty

15W

Higher than industry level

25 years

Linear power output warranty

PID Free

Certified by TUV Rheinland

- Higher power output: With passivated backside and BSF technology
- Robust design: Certified to withstand up to 2400 Pa wind load and up to 5400 Pa snow load
- Excellent low light performance on cloudy days, mornings and evenings
- High reliability, strict module BOM selection

QUALITY WARRANTY

TALESUN guarantees that defects will not appear in materials and workmanship defined by IEC61215, IEC61730 and UL1703 under normal installation, use and maintenance as specified in Talesun's installation manual for 10 years from the warranty starting date.



ABOUT TALESUN

Suzhou Talesun Solar Technologies Co., Ltd. is one of the world's largest integrated PV manufacturers. Its standard and high-efficiency product offerings are among the most powerful and cost-effective in the industry. With over 6 GW of modules installed globally, we are a leading solar energy company built upon proven product reliability and sustainable performance.

PERFORMANCE WARRANTY

Monocrystalline Solar Cell Modules

- During the first year, TALESUN guarantees the nominal power output of the product will be no less than 97% of the labeled power output.
- From year 2 to year 24, the nominal power decline will be no more than 0.7% in each year; by the end of year 25, the nominal power output will be no less than 80% of the labeled power output.

ELECTRICAL PARAMETERS

Performance at STC (Power Tolerance 0 - +3%)			
Maximum Power (Pmax/W)	290	295	300
Operating Voltage (Vmpp/V)	32.4	32.6	32.9
Operating Current (Impp/A)	8.96	9.05	9.12
Open-Circuit Voltage (Voc/V)	39.3	39.5	39.7
Short-Circuit Current (Isc/A)	9.47	9.52	9.58
Module Efficiency η_m (%)	17.7	18.0	18.3

Performance at NOCT			
Maximum Power (Pmax/W)	214	217	221
Operating Voltage (Vmpp/V)	29.9	30.1	30.3
Operating Current (Impp/A)	7.17	7.24	7.30
Open-Circuit Voltage (Voc/V)	36.3	36.5	36.7
Short-Circuit Current (Isc/A)	7.65	7.69	7.74

*STC: 1000W/m², 25°C, AM 1.5 *NOCT: 800W/m², 20°C, AM 1.5, Wind Speed: 1m/s

MECHANICAL SPECIFICATION

Cell Type	Mono Crystalline
Cell Dimensions	156.75*156.75mm(6inch)
Cell Arrangement	60(6*10)
Weight	18.5kg(40.8lbs)
Module Dimensions	1650*992*35mm(64.96*39.06*1.38inch)
Cable Length	900mm(35.4inch)
Cable Cross Section Size	4mm ² (0.006sq.in)
Front Glass	3.2mm High Transmission, Tempered Glass
No.of Bypass Diodes	3/6
Packing Configuration (1)	30pcs/Pallet, 840pcs/40hq
Packing Configuration (2)	30pcs+5pcs/Pallet, 910pcs/40hq
Frame	Anodized Aluminium Alloy
Junction Box	IP65/IP67

OPERATING CONDITIONS

Maximum System Voltage	1000V/DC(IEC)
Operating Temp.	-40 C -+85 C
Maximum Series Fuse	15A
Static Loading	5400Pa
Conductivity at Ground	≤ 0.1 Ω
Safety Class	II
Resistance	≥100M Ω
Connector	MC4 Compatible

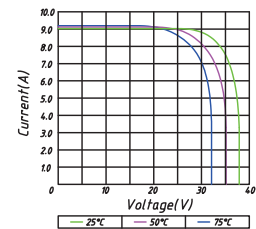
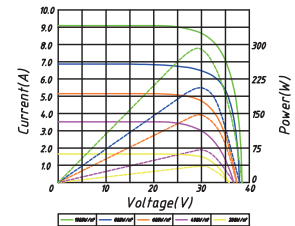
SUZHOU TALESUN SOLAR TECHNOLOGIES CO.,LTD.

Email: sales@talesun.com Web: www.talesun.com Tel: + 86 400 885 1098

TEMPERATURE COEFFICIENT

Temperature Coefficient Pmax	-0.39%/°C
Temperature Coefficient Voc	-0.30%/°C
Temperature Coefficient Isc	+0.05%/°C
NOCT	45±2 C

I-V CURVE Hipro Pm(W)285



TECHNICAL DRAWINGS

